

The recent changes to Clause H1 of the building code, may affect the glazing that you are able to install in doors and windows. The information on this page is designed to help explain what products are available.

What Glazing is Available?

Under the amendments to clause H1 of the Building Code, double glazing is not mandatory and we are happy to quote for the supply of all types of glass, including **standard float glass**, **Low E glass** and **double glazing**.

Single Glazed 'Low E' Glass

'Low E' or low emissivity glass is very similar to standard annealed float glass. The fundamental difference is that it has a factory applied hard coating on one side. The coated side, goes on the inside of the glass in order to function properly.

Low E glass is not a new product and has been used extensively in Europe for in excess of 6 years.

Will I notice any difference?

If you compare it with a standard piece of glass against a white background, then the 'Low E' glass will look to have a very faint tint. Once glazed in a piece of joinery, most people do not notice any difference. We have samples on display for you to make your own judgement.

Does 'Low E' Glass fit in standard timber joinery?

Yes. As the glass is 6.38mm thick, the rebates will be altered slightly but it is the same joinery unit as used for any other item of single glazed joinery.

Are there any cleaning guidelines?

Viridian, the manufacturers of 'Comfort Plus' Low E glass provide the following cleaning guidelines:

"These glass products have a very thin coating on the interior glass surface. It is this hard and durable coating which gives these products improved thermal insulation and solar control performance compared to ordinary clear glass. The coated surface of Viridian ComfortPlus™, ComfortSave™, EnergyTech™ and Enviroshield Performance™ glass does clean differently to ordinary glass and these guidelines are recommended for the best hand cleaning results.

Routine Cleaning

Hand cleaning of the coated (interior) surface to visibly remove accumulated dust or fingerprints can be accomplished using a number of different glass cleaning products. The exterior surface of the glass is not coated so can be cleaned in the same fashion as ordinary glass.

Recommended Routine Cleaning Products:

Windex® Glass & Surface (clear liquid available from Supermarket), produced by SC Johnson & Son, Pty Ltd

A mixture of one part vinegar with ten parts clean water.

In addition to the above products, commercially available vinegar-based glass cleaners have generally demonstrated an ability to provide a clean, streak free glass surface. Viridian does not recommend the use of ammonia-base and alcohol-base glass cleaners because these products tend to leave visible streaks."

What finishes are available in Low E Glass?

Comfort Plus Low E laminated glass is available in all the popular glass finishes:

Clear Satinlite Opacid	Grey Seadrift Spotswood (Stippolite)	Bronze Flemish	Cathedral Hammered All single colours
------------------------------	--	-------------------	---

Other Comfort Plus Advantages

In addition to improved levels of thermal insulation, Comfort Plus offers the following advantages:

Fading Reduction	Comfort Plus Reduces UV radiation by 99%, which reduces the fading of furnishings.
Safety	As Comfort Plus is a laminate, it is a 'safety glass'. It reduces the potential for injury and if broken, remains in place.

Other Comfort Plus Considerations

Due to the insulation properties of Comfort Plus, it may be prone to condensation. Adequate ventilation will eliminate this.

Double Glazing

Double Glazed Timber Door & Windows offer an R Value of 0.36, which is well in excess of the minimum requirements set out in clause H1 of the building code.

Double Glazed units or IGUs (Insulated glass units) are available in a variety of specifications, depending on what level of insulation is required. The table below shows the relative R values of different specifications in timber frames:

IGU Specification	R Value
Clear - Air Space - Clear	0.36
Clear - Air Space - Low E	0.48
Clear - Argon Gas - Low E	0.53

What finishes are available in Double Glazed Units?

IGUs are available in all the same finishes as Low E and standard glass as listed at the top of this page.

You will also see from the above table that even higher insulation values can be obtained by using Low E glass in an IGU.

'Multi lite' IGUs are available upon request. A single IGU is normally used for the whole window sash with an internal spacer bar to emulate a colonial sash. Please ask us for more information about these.

If you are not familiar with ordering timber doors & windows, the notes on this page will help you get started. At the bottom of the page is a selection of popular styles of window sash (the opening part of a window). These can be used in most styles of joinery on the following pages, although some restrictions may apply.

Getting a Quote

Although most joinery items are manufactured to individual specifications, we have categorised the most popular lines to make it easier for you to choose.

In order to get a quote we require the following information:

- 1) Ordering Code These are next to each joinery item on the following pages.
- 2) Joinery Type 'Trendlite' for single glazing or 'Insulite' for double glazing
- 3) Dimensions Overall including Jamb. Heights are to the top of the frame to the underside of the exterior sill at the wall threshold.
- 4) Finish Paint Quality, Stain Quality or any other particular timber that you require.
- 5) Sash Style The most popular ones are shown below.
- 6) Hardware We can supply and factory install this.

Most quotes can be turned around in a day but please confirm at the time of enquiry when you need the quotation by.

Placing an Order

Once you are happy with your quote you can accept it by completing our Job Authorisation Form and by paying a deposit of 40% of the order.

At the time of ordering, please confirm the delivery time with the sales person as lead times can vary from time to time due to demand.

Typically the lead time for made to order items is 4 weeks from receipt of completed Job Authorisation Form and deposit.

B&V Timber Joinery Website

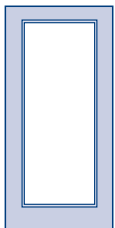
In the next couple of months our www.bvj.co.nz will go live.

The site will have a lot of the information that is in this guide. In addition, it will have a facility requesting quotes and uploading photographs & drawings.

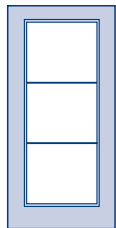
You will also be able to accept joinery quotes on line, making it more convenient for you to deal with us.

Sash Styles

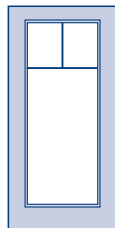
Below is a selection of popular window sash styles and which window ranges they are available in. These images show only the sash and not the frame or facings.



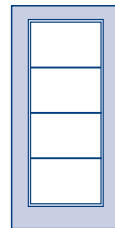
1 Lite
Available in Trendlite & Insulite



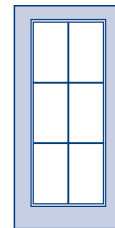
3 Lite
Available in Trendlite & Insulite



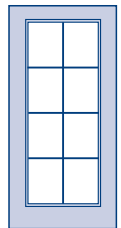
3 Lite Bungalow
Available in Trendlite & Insulite



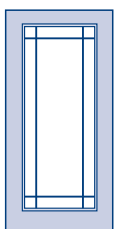
4 Lite
Available in Trendlite & Insulite



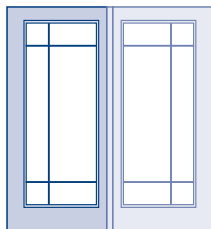
6 Lite
Available in Trendlite & Insulite




8 Lite
Available in Trendlite & Insulite



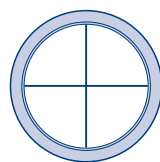
9 Lite
Available in Trendlite & Insulite




6 Lite Offset
Available in Trendlite & Insulite
Often used as a pair to give the same visual appearance as a 9 lite.



1 Lite Round
Available in Trendlite & Insulite



4 Lite Round
Available in Trendlite & Insulite



6 Lite Arched
Available in Trendlite & Insulite