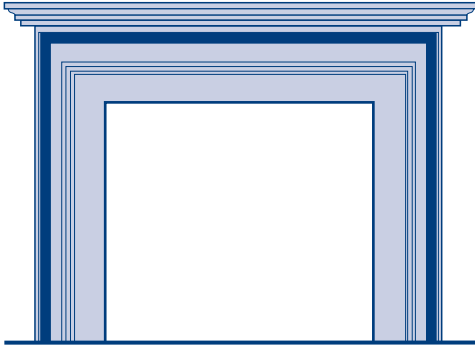


FIREPLACE SURROUNDS

The fireplace surrounds shown below are popular styles often found in a variety of home styles. We can also make any fireplace surround to suit your own tastes or specifications. For fireplaces that fall within certain dimensions, our standard pricing applies: Height of opening: 800-1000mm; Width of opening 900-1200mm.


JOINERY

Product Code **CHATEAU** Finish Availability




JF18PQ Paint Quality 4-6 Weeks

ST. CLAIRE



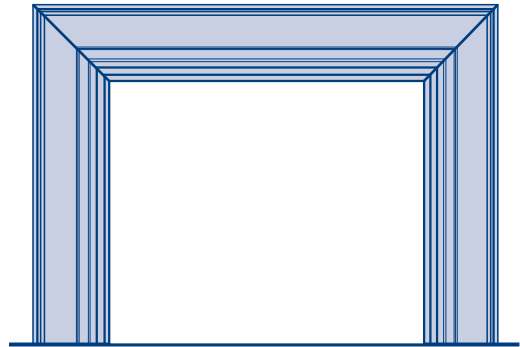
JF17PQ Paint Quality 4-6 Weeks
 JF17K Kauri 4-6 Weeks
 JF17R Rimu 4-6 Weeks

BALTIMORE




JF20PQ Paint Quality 4-6 Weeks
 JF20K Kauri 4-6 Weeks
 JF20R Rimu 4-6 Weeks

Product Code **MONTEREY** Finish Availability



JF19PQ Paint Quality 4-6 Weeks

METROPOLITAN



JF21PQ Paint Quality 4-6 Weeks
 JF21K Kauri 4-6 Weeks
 JF21R Rimu 4-6 Weeks

Notes on Ordering a Fireplace Surround:

- 1) As our Fireplace surrounds are made of timber and are therefore combustible, the following clearances from the Firebox need to be observed.
 - a) Side: 100mm either side minimum.
 - b) Top: 200mm minimum
- 2) Once you have ordered your Fireplace Surround, we will perform a site measure*, prior to manufacture. In the cases of a new installation, this needs to be done after the opening for the fire has been formed and other works have been completed.
- 3) To ensure that ordering a Fireplace Surround is as easy as possible, we are happy to liaise with your builder or supplier of Fireplace.

*Site measures are offered to clients in Auckland only.

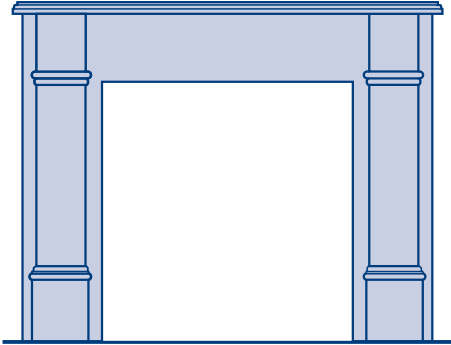
The fireplace surrounds shown below are popular styles often found in traditional homes. We can also make any fireplace surround to suit your own tastes or specifications. For fireplaces that fall within certain dimensions, our standard pricing applies: Height of opening: 800-1000mm; Width of opening 900-1200mm.

Product Code

Finish

Availability

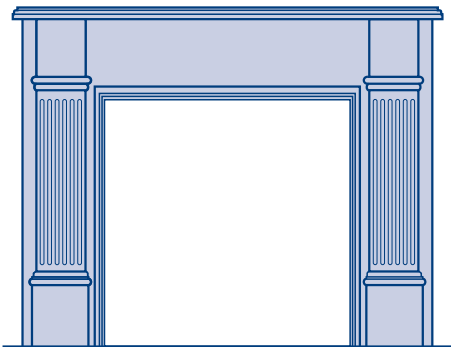
SETTLER



JF2PQ Paint Quality Pine
 JF2K Kauri
 JF2R Rimu

4-6 Weeks
 4-6 Weeks
 4-6 Weeks


REGENT



JF3PQ Paint Quality Pine
 JF3K Kauri
 JF3R Rimu

4-6 Weeks
 4-6 Weeks
 4-6 Weeks

TRADITIONAL



JF1PQ Paint Quality Pine
 JF1K Kauri
 JF1R Rimu

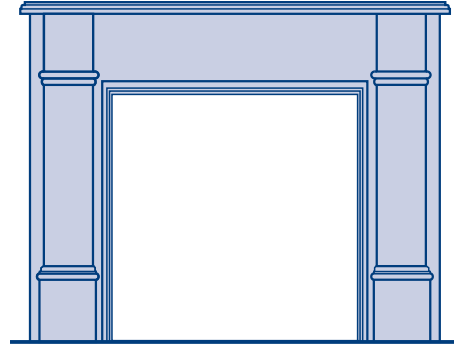
4-6 Weeks
 4-6 Weeks
 4-6 Weeks

Product Code

Finish

Availability

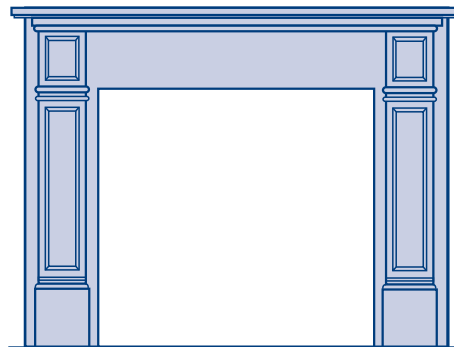
REGENT PLAIN



JF4PQ Paint Quality Pine
 JF4K Kauri
 JF4R Rimu

4-6 Weeks
 4-6 Weeks
 4-6 Weeks


WINDSOR



JF15PQ Paint Quality Pine
 JF15K Kauri
 JF15R Rimu

4-6 Weeks
 4-6 Weeks
 4-6 Weeks

VICTORIAN



JF16PQ Paint Quality Pine
 JF16K Kauri
 JF16R Rimu

4-6 Weeks
 4-6 Weeks
 4-6 Weeks